



LOADALL | 525-60 HI VIZ

Gross power: 55kW/74hp | Lift capacity: 2,500 kg | Lift height: 6.0m



PRODUCTIVITY AND PERFORMANCE.

JCB HAS A PROVEN TRACK RECORD OF DESIGNING AND MANUFACTURING WORLD-LEADING TELESCOPIC HANDLERS FOR THE CONSTRUCTION INDUSTRY. WITH A COMPACT DESIGN AND UNRIVALLED VISIBILITY, THE 525-60 HI VIZ IS BUILT FOR MAXIMUM PRODUCTIVITY ON ANY SITE.

Maximum manoeuvrability.

1 Our 2-speed transmission allows operators to select high and low speeds. The low speed setting complies with building site speed regulations, while high speed is ideal for roading.

2 Hydrostatic transmission makes it easy for operators to achieve precise machine movements even in cramped spaces. The driveline works in parallel with the braking system too; a transmission dump on the foot brake offers superb multi-functioning and increased power during loading and rehandling.

3 For excellent traction and performance in soft, muddy conditions, we've fitted the 525-60 Hi Viz with 4WD as standard. Opt for our limited slip differential axle to maximise tractive effort on slippery surfaces. This system transfers drive from the spinning wheel to the stationary wheel.



4 Operators can manoeuvre quickly and easily, with directional shuttle changes possible via either the shuttle lever on the steering column or the joystick mounted shuttle switch.

5 With a compact wheelbase and large steering lock angles, tight turning circles and superior manoeuvrability are assured.

6 This Loadall has three selectable manual 4-wheel steering modes. Two-wheel steer is perfect for roading; four-wheel steer provides great manoeuvrability in tight spaces; and crab steer is designed to edge your Loadall either closer to or away from walls and buildings.

7 Choose our optional electronic selectable 4WS for on-the-move steering mode changes.



Ultimate productivity.

The 525-60 Hi Viz Loadall is great for loading and unloading lorry loads of bricks;

- 8** There's a lift capacity of 750kg at 3.5m forward reach.
- 9** You can choose from three manual or hydraulic quickhitch carriage options: JCB Q-fit, compact tool carrier, or skid-steer.
- 10** A 6m lift height makes it safe and straightforward to place bricks onto a two storey building. The lift capacity is 2500kg with the boom retracted, or 2000kg at full height.



STYLE AND DESIGN.

THE LATEST JCB LOADALLS LIKE THE 525-60 HI VIZ HAVE BEEN DESIGNED WITH VALUABLE INPUT FROM CUSTOMERS, AND THEY'RE VISIBLY DIFFERENT FROM THEIR PREDECESSORS. THE CHANGES ARE MORE THAN SKIN-DEEP THOUGH; YOU'LL FIND A WEALTH OF INNOVATIVE FEATURES TO COPE WITH THE RIGOURS OF HARD WORK ON ANY CONSTRUCTION SITE.

Design that works harder

- 1 JCB's Hi Viz Loadall exterior isn't purely cosmetic; the cooling fan airflow is now angled upwards, reducing dust build-up.
- 2 The boom pivot point on the 525-60 Hi Viz is low down; this helps to provide unrivalled visibility to the right hand rear wheel, often a blind spot on traditional telehandlers.
- 3 This machine shares key design elements with our larger Loadalls, including the distinctive and innovative side-mounted engine setup.
- 4 Our slimline outer boom section enables operators to see the front right-hand wheel with ease.
- 5 To keep the 525-60 Hi Viz as narrow as possible, the cab door handle and hinges are fitted flush with the side of the machine.



QUALITY/RELIABILITY/DURABILITY.

SINCE THE VERY BEGINNING, JCB LOADALLS HAVE BEEN PRIZED FOR THEIR HIGH LEVELS OF BUILD QUALITY AND DURABILITY. THE 525-60 HI VIZ IS NO DIFFERENT, BENEFITTING FROM ADVANCED PRODUCTION PROCESSES, INTENSIVE TESTING PROCEDURES AND PREMIUM COMPONENTRY.

Strength in depth

1 The one-piece fully welded chassis maximises strength and minimises weight.

The Loadall boom is mounted low in the chassis, providing an extremely rigid structure.

2 Heavy-duty axle feet absorb the immense stresses generated during continuous heavy material rehandling.

3 For ultimate strength and durability, we've built in large boom overlaps of up to 0.7m.

4 We utilise a U-shaped boom pressing with fully welded closing plates across the whole range of Loadalls. For extra strength, we've reduced the number of joints and stress points across our integrated boom nose and one-piece closing plate.



Quality, controlled.

5 Our stringent pre-production test programme includes prolonged high stress loading of the chassis, boom and other key components, as well as cold climate testing and repeated transmission use over thousands of cycles.

6 We use state-of-the-art manufacturing processes like computer numerically controlled machining, precision paint technology and innovative assembly techniques to achieve the very highest levels of quality.



COMFORT AND EASE OF USE.

IN ORDER FOR A TELEHANDLER TO OFFER ULTIMATE PRODUCTIVITY, THE OPERATOR NEEDS TO BE COMFORTABLE AND FOCUSED. WITH THIS IN MIND, THE 525-60 HI VIZ IS EQUIPPED WITH AN OPERATOR AREA THAT IS COMFORTABLE FOR ALL DAY OPERATIONS, ERGONOMIC, AND DESIGNED TO ACCOMMODATE INDIVIDUAL PREFERENCES.

Comfortably superior.

- 1** The JCB 525-60 Hi Viz has a large, spacious cab with a wide access door. Inside, there's a radio speaker and plenty of underseat storage.
- 2** This machine has a hi-res TFT screen and intuitively laid-out control switches that are backlit for optimum night recognition.
- 3** Tinted cab glass is fitted as standard; which means 30% of the sun's energy is reflected, increasing operator comfort.
- 4** Optional air conditioning and sun blinds are available, ensuring the perfect working environment.



6 Controlling a JCB 525-60 Hi Viz is comfortable, precise and smooth: there are single lever electro servo controls with the option of proportional auxiliaries.

7 JCB's proportional constant flow feature allows operators to programme different flow rates for different attachments.

8 For operator comfort the productivity enhancing 7-speed fan is fitted as standard and for additional comfort you can choose our optional tilt/telescopic steering column.

9 You can choose from a variety of seating options to suit all operators and applications.

We've made significant noise pollution reductions over outgoing models; the 525-60 Hi Viz is 76dB(A) quieter inside for the operator.



7



SAFETY AND SECURITY.

ON-SITE SAFETY IS OF PARAMOUNT IMPORTANCE, SO THE 525-60 HI VIZ HAS A WEALTH OF FEATURES DESIGNED TO PROTECT ITSELF, ITS OPERATORS AND ANY BYSTANDERS. IT'S ALSO EQUIPPED WITH A COMPREHENSIVE SECURITY PACKAGE.

Protecting people.

- 1 JCB's innovative Adaptive Load Control feature automatically prevents your 525-60 Hi Viz from tipping forwards during heavy load handling.
- 2 To protect bystanders, we fit a reversing alarm as standard*, and there are also hose burst check valves (HBCVs) on the rams to guard against collapse in the event of a hose failure.
- 3 The cab is Roll Over Protection System (ROPS) and Falling Objects Protection System (FOPS) certified, so you can rest assured that operators are safe at all times.
- 4 A seat safety switch disables forward and reverse controls when your operator isn't seated.
- 5 An optional load guard on the Q-fit carriage provides added protection against material falling from the rear of the carriage.



The 525-60 Hi Viz Loadall is equipped with a full set of side mirrors for excellent visibility and full safety compliance.



6

Class-leading visibility.

6 As you'd expect from a JCB Hi Viz machine, all-round visibility is superb via the large roof screen, the opening rear window, the fold-back upper door, and the compact JCB Diesel by Kohler engine unit with its low-level sloping bonnet. In fact, rear visibility is outstanding thanks to our unique low profile rear chassis and boom.

7 Cab-mounted front and rear worklights provide great visibility. To make it even better (especially when loading at height in the dark or low-lit conditions), opt for our boom-mounted LED worklights.

Safeguarding your investment.

8 JCB LiveLink's telematic GPS tracking provides invaluable real-time machine location data. Geofencing alerts help to ensure your machine is only being used in your chosen areas.

9 Our standard-fit immobilisers* can help keep your insurance premiums down. The system automatically arms itself after a set period of time following engine shutdown, and you can choose whether you want key or 4-digit keypad activation.

10 Simple and effective Cesar anti-theft registration comes as standard on all UK Loadalls. The Cesar recognition system is used by police across the UK and Ireland.

*UK and Ireland only.



7



8



9



10

EFFICIENT ENGINE DESIGN.

JCB LOADALLS HAVE ALWAYS BEEN FOCUSED ON MAKING THE MOST OF EVERY DROP OF FUEL. THE EFFICIENT NEW STAGE V COMPLIANT JCB DIESEL BY KOHLER ENGINE RANGE – AS FITTED TO THE 525-60 HI VIZ – TAKES THIS ETHOS TO THE NEXT LEVEL, OFFERING A WINNING COMBINATION OF PERFORMANCE AND FUEL SAVINGS.

STAGE V

JCB Diesel by Kohler.

The new JCB by Kohler EU Stage V engine delivers increased performance, whilst maintaining the same bonnet profile and visibility. It complies with new Stage V legislation, without the need for Diesel Exhaust Fluid (DEF), keeping maintenance as simple as possible.

The 525-60 Hi Viz Loadall is equipped with a JCB by Kohler Stage V engine that produces 310Nm of torque at just 1500rpm.

A Diesel Particulate Filter (DPF) is fitted to reduce exhaust emissions and comply with Stage V requirements. An active re-gen strategy enables maximum productivity and reduces downtime. The 525-60 Hi Viz Loadall now features Auto-Stop.



Fluid filters on this machine (engine oil, hydraulic oil and fuel) are within easy reach for fast, easy servicing. The air filter is easily accessible too, and a double-element construction simplifies cleaning.

SERVICEABILITY.

ANOTHER KEY TO ULTIMATE PRODUCTIVITY IS MINIMISED DOWNTIME. OUR ENTIRE LOADALL RANGE, INCLUDING THE 525-60 HI VIZ, IS THEREFORE DESIGNED TO KEEP SERVICING AND MAINTENANCE TO A MINIMUM. ROUTINE MAINTENANCE IS, OF COURSE, INEVITABLE, BUT EVEN WHEN IT'S DUE, YOU'LL FIND IT STRAIGHTFORWARD AND SPEEDY.

Easy access.

- 1 All of the 525-60 Hi Viz's daily checks and greasing can be done from ground level.
- 2 With its gas-assisted cylinder, the bonnet is easy to open and close. The service bay within is large and wide enough to afford great access to three sides of the engine.
- 3 The diesel tank is easily accessed and filled from ground level. There's an integral pre-filter in the filler neck as well, offering protection from dirty fuel.
- 4 Hydraulic hoses are intelligently routed through the boom for maximum protection.
- 5 Because the 525-60 Hi Viz's wear pads use a dry lubricant system, they only need servicing every 500 hours (compared to 250 hours on typical competitor machines).



COST OF OWNERSHIP.

THE 525-60 HI VIZ HAS AN ARRAY OF OUTSTANDING FEATURES THAT HAVE BEEN DESIGNED TO KEEP YOUR COST OF OWNERSHIP TO A MINIMUM.

Saving you money.

To save you time and money, JCB's LiveLink telematics suite uses satellite technology to provide valuable real-time data on machine location, movements, health, usage and servicing requirements.

JCB Loadalls are heralded and sought after all around the world for their legendary productivity and build quality. By owning one, you'll benefit from the resulting high residual values.

The new Autostop feature reduces unnecessary idling hours, improving fuel consumption.

Protected from downtime.

1 The side-mounted engine bonnet is safely recessed within the machine, providing increased protection from site damage.

2 Steering rams are well out of harm's way, mounted high on the axle. This protects them from damage and minimises downtime.

3 By electrophoretically dipping the 525-60 Hi Viz's cab prior to the painting process, we ensure long-term corrosion protection.

To maintain strong residuals, Loadalls need to look good even after extensive use; that's why we use a powder coat paint process that's robust and resistant to stone chips.







LIVELINK TELEMATICS.

LiveLink telematics helps you monitor and manage your machine fleet remotely anywhere in the world by radically improving the efficiency, productivity, safety and security of all your JCB and non JCB machine fleet.

MACHINE EFFICIENCY: Keep track of your machine's daily activity with regular performance reports which provide information about idle time, location, machine health, error codes for diagnostics, engine utilisation by power band, safety alerts, and fuel consumption. JCB LiveLink ensures machines are kept running for maximum uptime and return on investment.

MACHINE RELIABILITY: Accurate hours and service alerts improve maintenance planning to optimise machine productivity.

MACHINE SECURITY: LiveLink's real time geo-fencing alerts tell you when machines move out of predetermined zones. Curfew alerts inform you of unauthorised usage.



Track the location of any asset via Bluetooth connection.



An after market telematics solution which can be retrofitted to any machine.



COMPLETE CONTROL FOR YOUR FLEET.

LiveLink Fleet enables you to track every aspect of your equipment to maximise efficiency and machine uptime.

GUESS LESS, KNOW MORE: Equipment issues and service reminders are logged as soon as they occur, helping you to react quickly.

YOUR EYES ON THE GROUND: Integrate LiveLink Fleet with the JCB Operator mobile app and data from your operators' daily equipment checks feed instantly into your dashboard.

TOTAL PEACE OF MIND: Operator safety alerts help to ensure machines are being used efficiently and safely.

SMARTER TOOLS. SMARTER DECISIONS: From hours worked to fuel wastage, access custom analytics on your fleet to make smarter decisions, quicker.

EFFORTLESS MEETS PAPERLESS: Access certificates, warranty information, quick start machine guides and manuals.

The Operator app

THEY SPOT IT, YOU KNOW IT.

The JCB Operator app gives you faster, clearer and more accurate information about your fleet, direct from the people using your equipment each day.

STAY IN TOUCH: Get regular checks on your machine with visibility in the LiveLink Fleet portal.

TAILOR YOUR CHECKS: Customise your checklists to suit any application, customer or site.

UPLOAD TO KEEP UPDATED: Upload useful information with photos and comments.

FULLY COMPATIBLE: The JCB Operator app works with non telemetry related machines and assets.

ACCESS ALL INFORMATION: Get access to documentation such as quick start guides.

*The individual features of LiveLink Telematics, LiveLink Fleet and Operator App vary per region, engine and machine type.

VALUE ADDED.

JCB'S WORLDWIDE CUSTOMER SUPPORT IS FIRST CLASS. WHATEVER YOU NEED AND WHEREVER YOU ARE, WE'LL BE AVAILABLE QUICKLY AND EFFICIENTLY TO HELP MAKE SURE YOUR MACHINERY IS PERFORMING TO ITS FULL POTENTIAL.



1

1 Our Technical Support Service provides instant access to factory expertise, day or night, while our Finance and Insurance teams are always on hand to provide fast, flexible, competitive quotes.

2 The global network of JCB Parts Centres is another model of efficiency; with 18 regional bases, we can deliver around 95% of all parts anywhere in the world within 24 hours. Our genuine JCB parts are designed to work in perfect harmony with your machine for optimum performance and productivity.



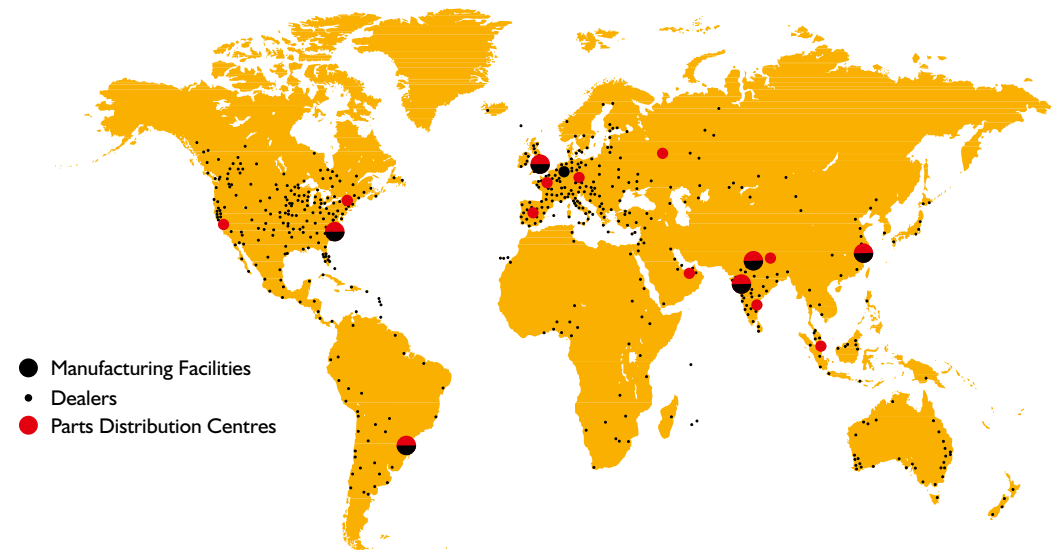
2

3 JCB offers comprehensive extended warranties as well as service-only or repair and maintenance contracts. Irrespective of what you opt for, our Maintenance teams around the world charge competitive labour rates, and offer non-obligation quotations as well as fast, efficient insurance repair work.

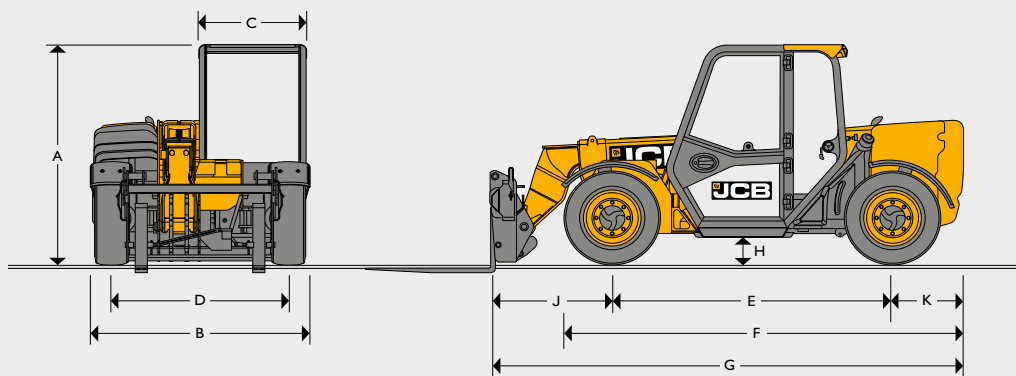


3

Note: JCB LIVELINK and JCB extended warranty packages may not be available in your region, so please check with your local dealer.



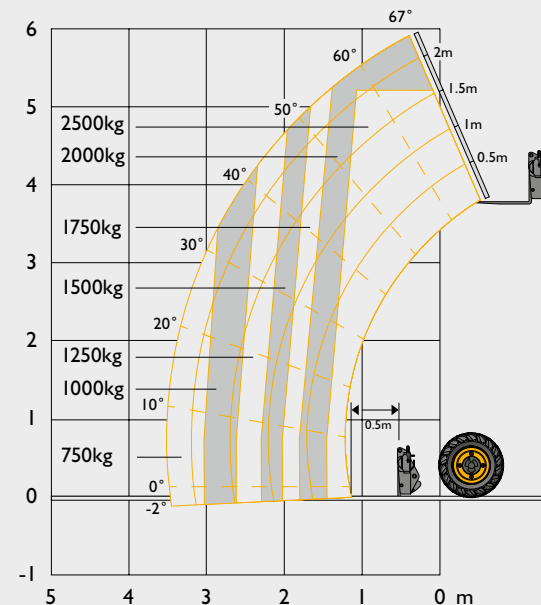
STATIC DIMENSIONS



A	Overall height*	m	1.89
B	Overall width (over tyres)*	m	1.84
C	Inside width of cab	m	0.88
D	Front track	m	1.53
E	Wheelbase	m	2.39
F	Overall Length to front tyres	m	3.38
G	Overall length to front carriage	m	4
H	Ground clearance	m	0.23
J	Front wheel centre to carriage	m	1.02
K	Rear wheel centre to rear face	m	0.6
	Outside turn radius (over tyres)	m	3.7
	Carriage roll back angle	degrees	11
	Carriage dump angle	degrees	114
	Weight	kg	5230
	Tyres	industrial	12x16.5

*Dependant upon tyre specified.

LIFT PERFORMANCE



Maximum lift capacity	kg	2500
Lift capacity to full height	kg	2000
Lift capacity at full reach	kg	750
Lift height	m	6
Reach at maximum lift height	m	-0.15
Maximum forward reach (to front of carriage)	m	3.5

Complies with stability test EN1459-1

ENGINE STAGE V

Latest Stage V technology and advanced design provides low fuel consumption, reduced noise, high torque and power output, total reliability and minimal maintenance. Two-stage, dry type air filter with primary and safety elements. Territory dependent.

Manufacturer	JCB DIESEL BY KOHLER		
Displacement	ltr	2.5	
No. of cylinders	4		
Bore size	mm	88	
Stroke	mm	102	
Aspiration	Turbocharged cooled		
Power rating			
Power @ 2200rpm	kW (hp)	55 (74)	
Torque rating			
Torque @ 1500rpm	Nm	310	

HYDRAULICS

Two stage gear pump, fitted with suction strainer and filter. Boom end auxiliary services are optional.

Operating system pressure	bar	235	
Flow at system pressure @ 2200rpm	ltr/min	80	
Hydraulic cycle times		Seconds	
Boom raise	7.6		
Boom lower	5.3		
Boom extend	7.5		
Retract	3.7		
Bucket dump	1.9		
Bucket crowd	2.9		

TRANSMISSION

Closed loop variable displacement pump with a continuously variable hydrostatic drive. Comprising of a hydraulic motor and control unit. Permanent 4 wheel drive. Travel speed: 25kph (15mph), 20kph (12mph) (TUV).

		Forward	Reverse
Low range	kph	12	12
High range	kph	25	25

ELECTRICS

System voltage	Volt	12	
Alternator output	Amp hour	100	
Battery capacity	Amp hour	120	

Full road lighting. Reversing light. Direction indicators. Hazard warning. Reverse alarm.

NOISE AND VIBRATION

		Uncertainty	Measurement conditions
Noise at the operator station (LpA)	76 dB	+/- 1 dB	Determined in accordance with the test method defined in EN12053.
Noise emission from the machine (LWA)	103 dB	+/- 1 dB	Guaranteed equivalent sound power (external noise) determined in accordance with the dynamic test conditions defined in 2000/14/EC.
Whole body vibration (m/s ²)	0.43	0.22	ISO 2631-1:1997 normalised to an 8h reference period and based upon a test cycle defined in SAE J1166.
Hand-arm vibration (m/s ²)	<2.5	N/A	ISO 5349-2:2001 dynamic test conditions.

AXLES

Front and rear drive JCB axles: epicyclic hub reduction drive/steer axles with torque proportioning differentials.

BRAKES

Service brakes: Hydraulically operated self-adjusting, oil-immersed in-board multi-disc type mounted on front axle.

Parking brake: SAHR Handbrake self adjusting, oil immersed in-board multi disc type mounted on front axle operated by in-cab switch.

SERVICE FILL CAPACITIES

Hydraulic system	litres	65
Fuel tank	litres	75

BOOM AND CARRIAGE

Boom is manufactured from high tensile steel. Low maintenance, hard wearing pads. JCB Q-Fit, JCB compact toolcarrier, Skid-Steer.

STEERING

Hydrostatic power steering with power track rods on both axles.

Three steer mode options: Front wheel steer, all wheel steer, crab steer, operated from in the cab by a selection lever.

Option: In cab selector switch with Auto Align.

CAB

Quiet, safe and comfortable cab conforms to ROPS ISO 3471 and FOPS ISO 3449. Tinted glass all round, with laminated roof screen. Roof bars, front screen and roof screen wipers and heater/screen demister. Rear opening window with wash/wipe. Audio-visual warning system for coolant temperature, engine oil pressure, air-cleaner, battery charge, transmission oil temperature and pressure, water in fuel, hourmeter, road speed indicator, fuel gauge, engine temperature, clock and inclinometer. Adjustable suspension seat, tilt steer column, park brake, floor mounted throttle and brake pedals.

Hydraulic controls: Single lever servo joystick, incorporating forward/neutral/reverse, with progressive extend/retract and auxiliary incorporating constant flow facility.

Load Moment Indicator: Automatic eye level audio-visual load moment indicator warning system receiving a signal from a load sensor on the rear axle. This system continuously monitors the machine's forward stability and leaves the operator in control at all times.

OPTIONS

Options: Front and rear working lights, rotating flashing beacon, fire extinguisher, front screen guard, air conditioning, boom end auxiliary services, sunblind, radio kit, carriage hydraulic locking, limited slip differential in front axle, air suspension seat, 2-speed and intermittent front wash/wiper.

Attachments: Contact your local dealer for details of the comprehensive range.

*Adaptive Load Control for EU territories conforms to EN15000.



ONE COMPANY, OVER 300 MACHINES.

Your nearest JCB dealer

LOADALL 525-60 HI VIZ

Gross power: 55kW/74hp Lift capacity: 2,500 kg Lift height: 6.0m

JCB Sales Limited, Rokester, Staffordshire, United Kingdom ST14 5JP.

Tel: +44 (0)1889 590312 Email: salesinfo@jcb.com

Download the very latest information on this product range at: www.jcb.com

©2009 JCB Sales. All rights reserved. No part of this publication may be reproduced, stored in a retrieval system, or transmitted in any form or by any other means, electronic, mechanical, photocopying or otherwise, without prior permission from JCB Sales. All references in this publication to operating weights, sizes, capacities and other performance measurements are provided for guidance only and may vary dependant upon the exact specification of machine. They should not therefore be relied upon in relation to suitability for a particular application. Guidance and advice should always be sought from your JCB Dealer. JCB reserves the right to change specifications without notice. Illustrations and specifications shown may include optional equipment and accessories. All images are correct at time of print. The JCB logo is a registered trademark of J C Bamford Excavators Ltd.

